

# DURA-CYL®


## PREMIUM LIQUID CYLINDERS - CASTER BASE

The Dura-Cyl series is a premium transportable liquid cylinder for cryogenic service. The patented internal support system design and quality construction makes the Dura-Cyl series the most efficient yet rugged cylinder on the market today. Along with the patented Liquid Cylinder Control Manifold (LCCM) and our wide choice of caster base options, the Dura-Cyl Series is also the most user-friendly cylinder available. Adding our industry-leading five-year vacuum warranty and you get the lowest cost of ownership – making the Dura-Cyl, the preferred choice in transportable liquid cylinders.

See Footring specification sheet (PN 14338395).




The Roto-Cal™ gauge features an easy-to-read dial liquid level indicator with swivel head design. (MP & HP models only)



LCCM Models have an integral mounted combination pressure control regulator, isolation valve and a calibrated dome control knob. (MP & HP models only)



The Dura-Cyl LP models feature the "sight gauge" liquid level indicator and a liquid globe valve with an extended stem for less ice build-up on the handle for easier operation.



MCR Models have a combination pressure control regulator with an exclusive, calibrated micrometer adjusting screw. (MP & HP models only)



Some models available with either round or square caster bases for safe and easy mobility.

### PRODUCT HIGHLIGHTS

- Ideal for liquid nitrogen, oxygen, argon, CO<sub>2</sub> or nitrous oxide
- Different sizes, pressures, and features to meet your needs
- Stainless steel construction
- Thick, dent-resistant outer shell
- Patented durable, inner-vessel support system
- Large diameter handling ring with four supports
- Optional Micrometer Controlled Regulator (MCR) or Liquid Cylinder Control Manifold (LCCM)
- Roto-Cal Liquid Level Gauge System (MP & HP models only)
- Five-year vacuum warranty



Innovation. Experience. Performance.®

# DURA-CYL®

## PREMIUM LIQUID CYLINDERS - CASTER BASE

### Caster Base Specifications

MODEL	120 L RB		230 L RB		230 L RB		230 L SB		230 L SB		265 L SB	
	Pressure	LP	LP	MP	HP	LP	MP	HP	MP	HP	MP	HP
LCCM	Part Number	—	—	—	10616546	—	10496468	10496492	—	—	10510039	10512561
MCR	Part Number	—	—	10783635	10783651	—	10810779	10794027	10783678	10783694	—	—
None <sup>(1)</sup>	Part Number	10648396	10648599	—	—	10648556	—	—	—	—	—	—
<b>CAPACITY<sup>(2)(3)</sup></b>												
Liquid (Gross)	(liters)	120	240	240	240	240	240	240	276	276	276	276
Liquid (Net)	(liters)	110	230	230	230	230	230	230	265	265	265	265
Gas (N <sub>2</sub> )	ft <sup>3</sup> / Nm <sup>3</sup>	—	—	5,024/132	4,734/124	—	5,024/132	4,734/124	5,769/152	5,438/143	5,769/152	5,438/143
Gas (O <sub>2</sub> )	ft <sup>3</sup> / Nm <sup>3</sup>	—	—	6,244/164	5,930/156	—	6,244/164	5,930/156	7,186/189	6,811/179	7,186/189	6,811/179
Gas (Ar)	ft <sup>3</sup> / Nm <sup>3</sup>	—	—	6,073/160	5,763/151	—	6,073/160	5,763/151	6,982/183	6,634/174	6,982/183	6,634/174
Gas (CO <sub>2</sub> )	ft <sup>3</sup> / Nm <sup>3</sup>	—	—	—	4,614/121	—	—	4,614/121	—	5,305/139	—	5,305/139
Gas (N <sub>2</sub> O)	ft <sup>3</sup> / Nm <sup>3</sup>	—	—	—	4,378/115	—	—	4,378/115	—	5,034/132	—	5,034/132
<b>PERFORMANCE</b>												
NER (N <sub>2</sub> )	% per day	2.0	1.5	1.8	1.8	1.5	1.8	1.8	2	2	2	2
NER (O <sub>2</sub> - Ar)	% per day	1.4	1.0	1.2	1.2	1.0	1.2	1.2	1.4	1.4	1.4	1.4
NER (CO <sub>2</sub> - N <sub>2</sub> O)	% per day	—	—	—	0.5	—	—	0.5	—	0.5	—	0.5
Gas Flow (N <sub>2</sub> , O <sub>2</sub> , Ar)	SCFH/Nm <sup>3</sup> /hr	—	—	400 / 10.5	400 / 10.5	—	400 / 10.5	400 / 10.5	400 / 10.5	400 / 10.5	400 / 10.5	400 / 10.5
Gas Flow (CO <sub>2</sub> , N <sub>2</sub> O)	SCFH/Nm <sup>3</sup> /hr	—	—	—	110 / 2.9	—	—	110 / 2.9	—	110 / 2.9	—	110 / 2.9
<b>DIMENSIONS &amp; PRESSURE RATINGS</b>												
Relief Valve Setting	psig / barg	22 / 1.5	22 / 1.5	230 / 16	350 / 24	22 / 1.5	230 / 16	350 / 24	230 / 16	350 / 24	230 / 16	350 / 24
DOT/TC Rating		4L100 <sup>(4)</sup>	4L100	4L200	4L292	4L100	4L200	4L292	4L200	4L292	4L200	4L292
Diameter	in / cm	20 / 50.8	26 / 66.0	26 / 66.0	26 / 66.0	26 / 66.0	26 / 66.0	26 / 66.0	26 / 66.0	26 / 66.0	26 / 66.0	26 / 66.0
Height <sup>(5)</sup>	in / cm	51/129.5	57.2/145.3	57.2/145.3	57.2/145.3	56.8/144.3	56.8/144.3	56.8/144.3	59.9/152.2	59.9/152.2	59.5/151.1	59.5/151.1
Tare Weight	lb / kg	177/80.3	275/124.7	311/141.1	367/166.5	305/138.3	340/154.2	395/179.2	330/149.7	390/176.9	360/163.3	418/189.6
Full Weight (N <sub>2</sub> )	lb / kg	377/171	676/306.6	675/306.1	710/322	706/320.2	704/319.3	738/334.7	748/339.2	784/355.6	778/352.8	812/368.3
(O <sub>2</sub> )	lb / kg	462/209.5	845/383.2	828/375.5	858/389.1	875/396.8	857/388.7	886/401.8	925/419.5	954/432.7	955/433.1	982/445.4
(Ar)	lb / kg	528/239.5	977/443.1	939/425.9	963/436.8	1007/456.7	968/439	991/449.5	1052/477.1	1076/488	1082/490.7	1104/500.7
(CO <sub>2</sub> )	lb / kg	—	—	—	895/405.9	—	—	923/418.6	—	997/452.2	—	1025/464.9

(1) Pressure building regulator optional on LP models. (2) Gas capacities at DOT4L limits. See manual P/N 10642912 for details.

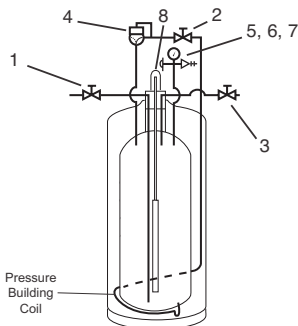
(3) Most of the Dura-Cyl models are available with permanently installed CGA fittings for medical applications. Contact Customer Service for details.

(4) Dura-Cyl 120LP is not TC approved. (5) Dimensions are measured from the floor to the top of the sight gauge protector.

RB = Round Base SB = Square Base

Note: All caster base models are available with stainless steel casters.

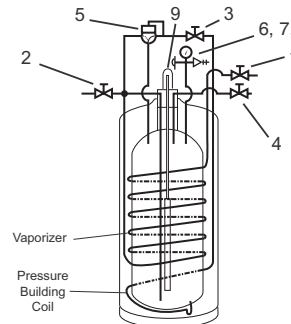
NER=Nominal Evaporation Rate



Model: LP - Low Pressure (Liquid Use Only)

#### Nomenclature

1. Fill / Liquid Valve
2. Pressure Building Valve
3. Vent Valve
4. Pressure Building Regulator (optional)
5. Pressure Gauge
6. Pressure Relief Valve
7. Rupture Disk
8. Liquid Level Gauge



Model: MP & HP - Medium & High Pressure (Liquid or Gas Use)

#### Nomenclature

1. Gas Use Valve
2. Fill / Liquid Valve
3. Pressure Building Valve
4. Vent Valve
5. Combination Pressure Building Regulator
6. Pressure Gauge
7. Pressure Relief Valve
8. Rupture Disk
9. Liquid Level Gauge

Chart Inc.  
U.S.: 1-800-400-4683  
Worldwide: 1-952-758-4484



© 2011 Chart Inc.  
P/N 14336761  
www.chart-ind.com